

Payment Job Framework EAR Building  
Oracle FLEXCUBE Universal Banking  
Release 12.1.0.0.0  
[October] [2015]



---

# Table of Contents

## Contents

Building Application for Setup ..... 3

## Building Application for Setup

This chapter explains the steps for setting up the Payment Job Framework Application for Oracle FLEXCUBE.

The process of building EAR files includes the following steps:

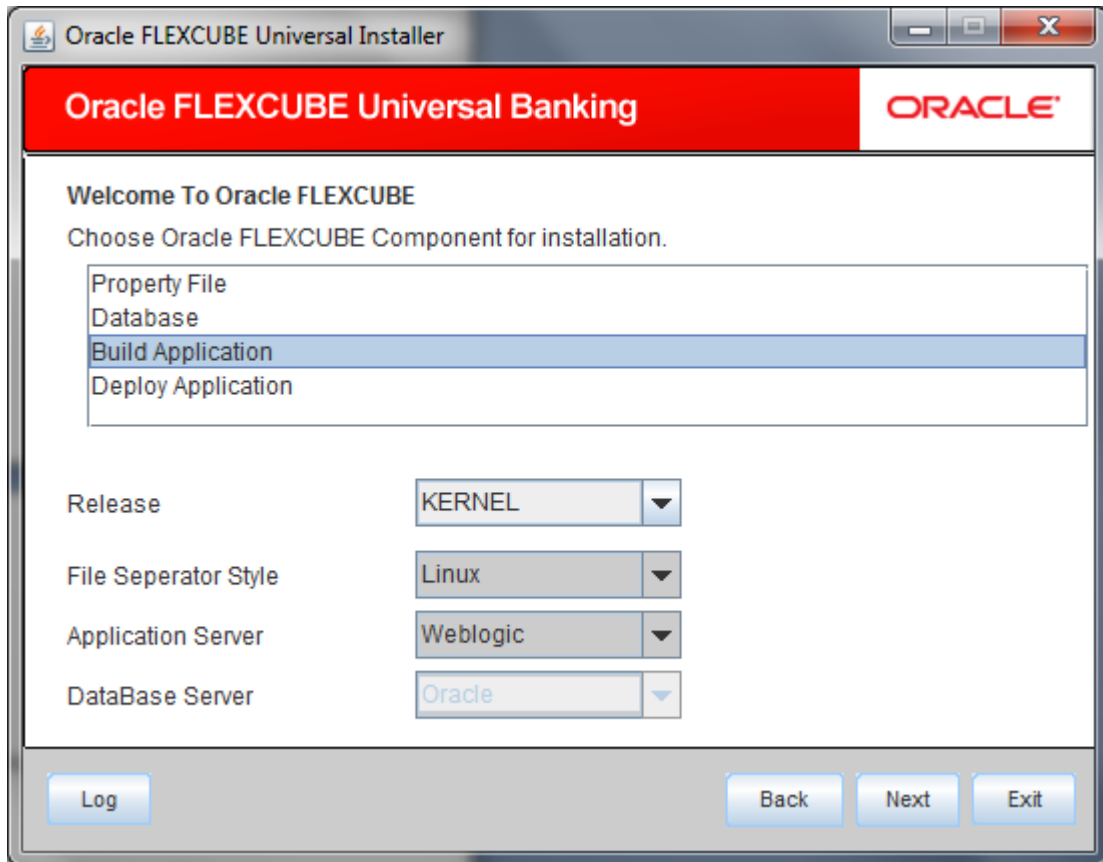
- Load property file
- Copy sources
- Compile sources
- Build sources

## 1. Build/Setup Payment Job Framework application for Oracle FLEXCUBE

To build the application for setup using the installer, follow the steps given below:

1. Double-click 'FCUBSInstaller.bat' batch file to launch Oracle FLEXCUBE Universal Installer. The following screen is displayed.

2. Click 'Next' and the following screen is displayed: the following screen is displayed:



4. Select 'Build Application' and specify the following details:

**Operating System**

Select the release in which you are building the application from the adjoining drop down list.

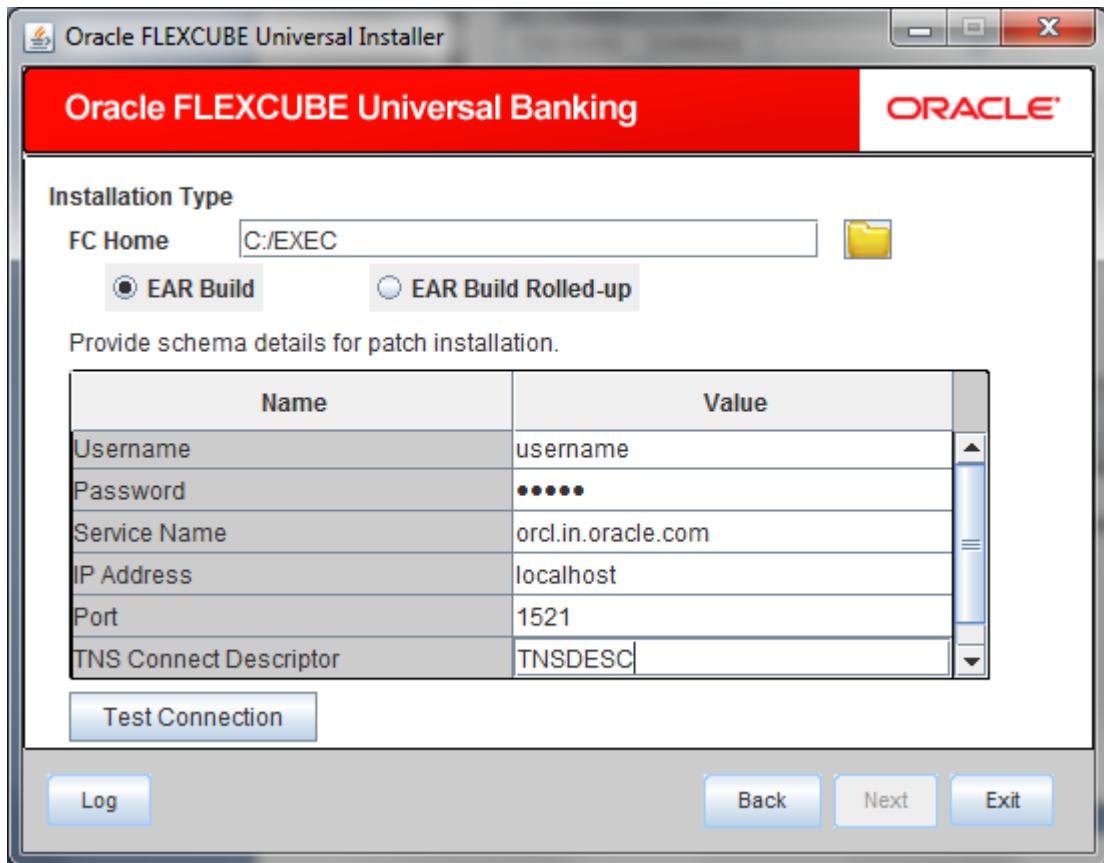
**Application Server**

Select the application server in which you are building the application from the adjoining drop down list.

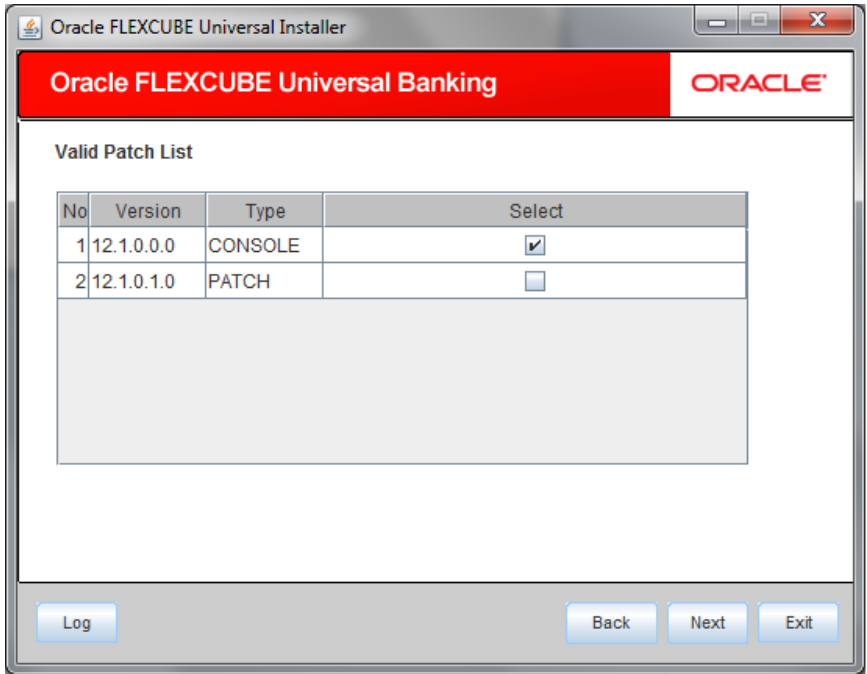
**Release**

Select the release from the adjoining drop down list.

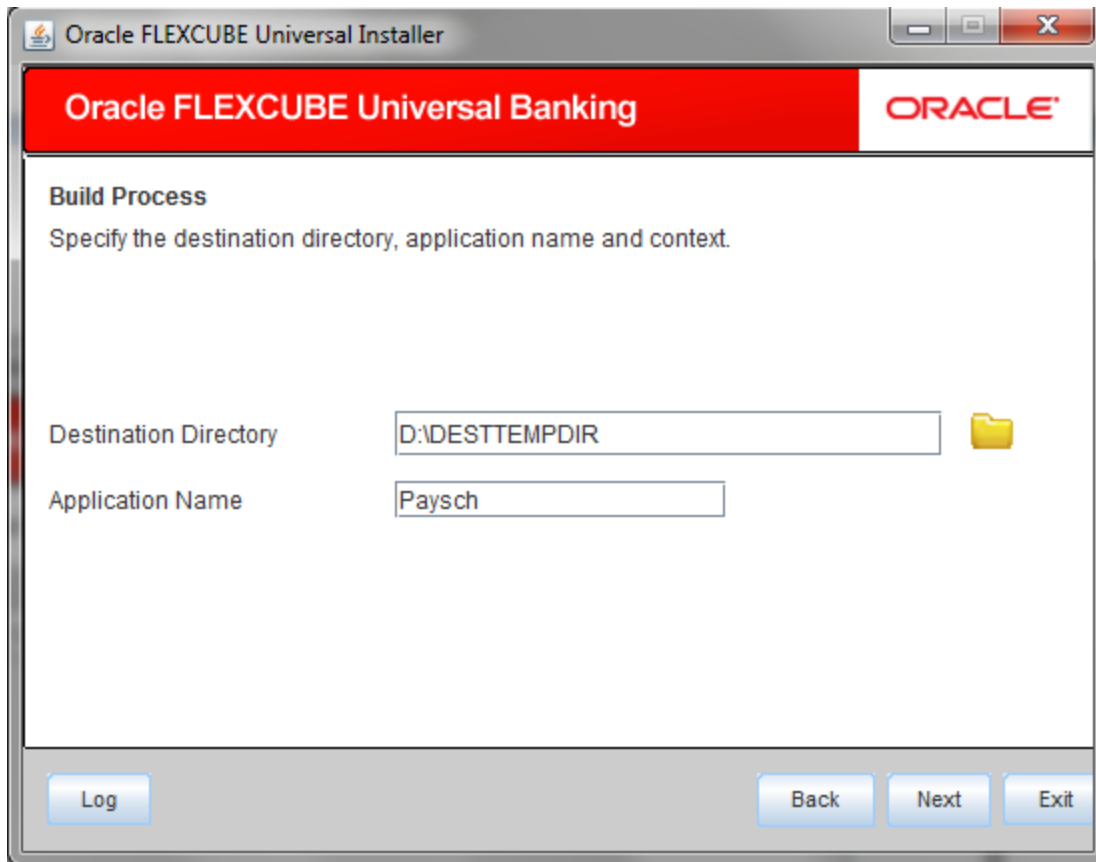
5. Once you have specified the details, click 'Next' and the following screen is displayed:



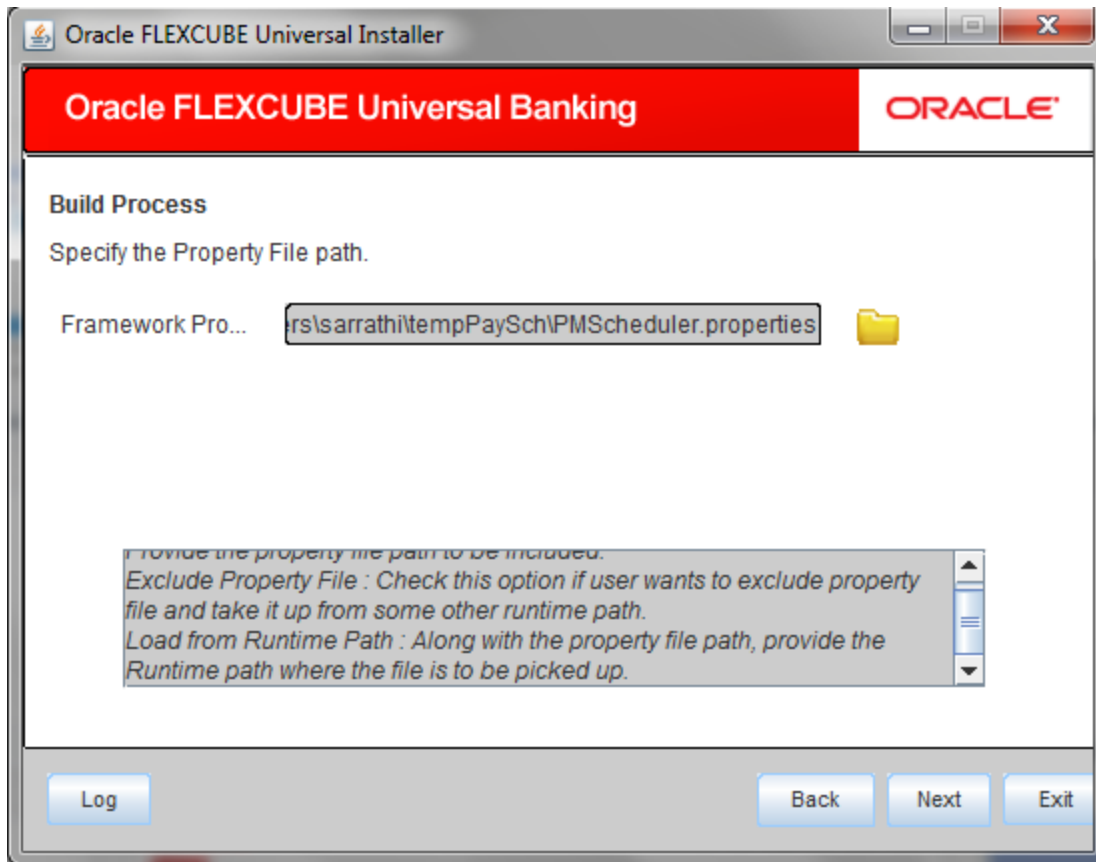
1. Select the appropriate installation option. Provide schema details for validation in case of rolled up patch installation. For New Schema details are not enabled. Click 'Next'.
2. Based on the FCHOME chosen, the valid list of deployable units are listed as shown in the next screen:



Choose the required set of Main and Patch releases. Click Next. Following screen is shown.

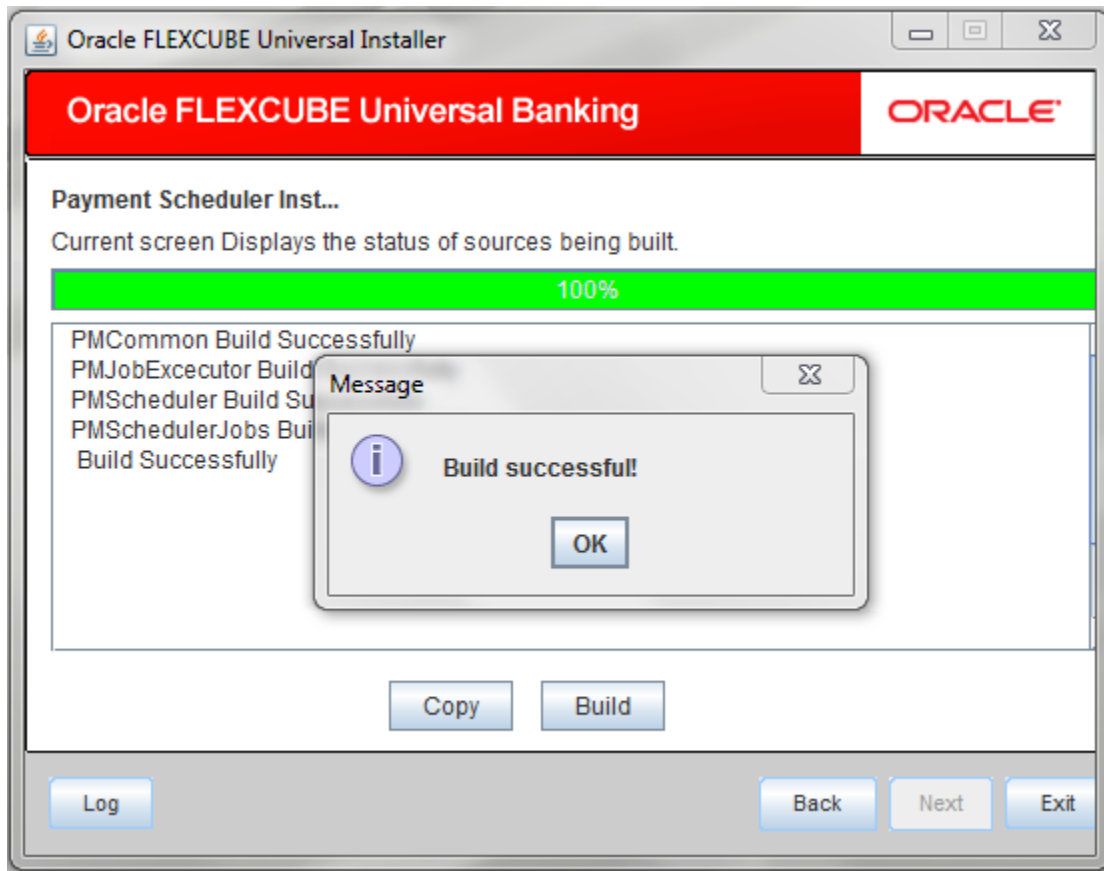


Select **Destination Directory** where application to be built and enter **application name** which will be used as Context Root



Point to the property File which is created already and click next





Click **copy** to copy the files to destination then click **build** to generate deployable package.

Navigate to destination directory and build folder to find generated ear file.

Check log file if any build is unsuccessful.



Payment Job Framework EAR Building  
[October] [2015]  
Version 12.1.0.0.0

Oracle Financial Services Software Limited  
Oracle Park  
Off Western Express Highway  
Goregaon (East)  
Mumbai, Maharashtra 400 063  
India

Worldwide Inquiries:  
Phone: +91 22 6718 3000  
Fax: +91 22 6718 3001  
[www.oracle.com/financialservices/](http://www.oracle.com/financialservices/)

Copyright © [2007], [2015], Oracle and/or its affiliates. All rights reserved.

Oracle and Java are registered trademarks of Oracle and/or its affiliates. Other names may be trademarks of their respective owners.

**U.S. GOVERNMENT END USERS:** Oracle programs, including any operating system, integrated software, any programs installed on the hardware, and/or documentation, delivered to U.S. Government end users are "commercial computer software" pursuant to the applicable Federal Acquisition Regulation and agency-specific supplemental regulations. As such, use, duplication, disclosure, modification, and adaptation of the programs, including any operating system, integrated software, any programs installed on the hardware, and/or documentation, shall be subject to license terms and license restrictions applicable to the programs. No other rights are granted to the U.S. Government.

This software or hardware is developed for general use in a variety of information management applications. It is not developed or intended for use in any inherently dangerous applications, including applications that may create a risk of personal injury. If you use this software or hardware in dangerous applications, then you shall be responsible to take all appropriate failsafe, backup, redundancy, and other measures to ensure its safe use. Oracle Corporation and its affiliates disclaim any liability for any damages caused by use of this software or hardware in dangerous applications.

This software and related documentation are provided under a license agreement containing restrictions on use and disclosure and are protected by intellectual property laws. Except as expressly permitted in your license agreement or allowed by law, you may not use, copy, reproduce, translate, broadcast, modify, license, transmit, distribute, exhibit, perform, publish or display any part, in any form, or by any means. Reverse engineering, disassembly, or decompilation of this software, unless required by law for interoperability, is prohibited.

The information contained herein is subject to change without notice and is not warranted to be error-free. If you find any errors, please report them to us in writing.

This software or hardware and documentation may provide access to or information on content, products and services from third parties. Oracle Corporation and its affiliates are not responsible for and expressly disclaim all warranties of any kind with respect to third-party content, products, and services. Oracle Corporation and its affiliates will not be responsible for any loss, costs, or damages incurred due to your access to or use of third-party content, products, or services.

